

EASYFIX 50

SUBMERSIBLE DRAINAGE PUMPS

- Quick and easy installation
 - Easyfix 50 Duo incl. control unit and alarm
 - Ready to connect
 - Guide rail system
- pre-assembled on base plate
- Compact design allows use in small chamber: 600x300 mm for single units / 600x600 mm for duplex units



DESCRIPTION

With the Easyfix 50 Single or Easyfix 50 Duo installation sets, drainage pumps can be installed as single or duplex pump stations in existing sumps inside or outside buildings with minimum (time) effort.

The sets are ready to use in and all necessary components are already pre-assembled on a base plate (H=30 mm) up to the connection to the pressure pipe.

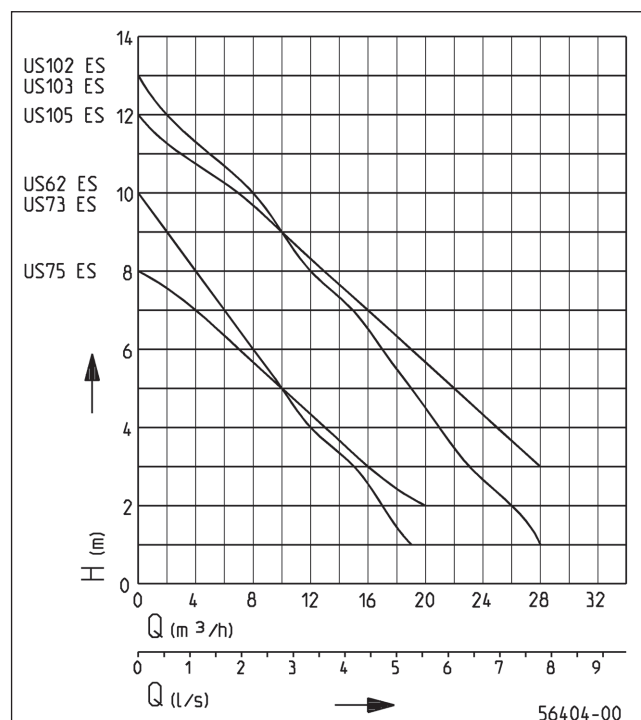
In addition to the mechanical components, the Easyfix 50 Duo also includes a control unit. This control unit regulates the alternating operation of the two pumps and also ensures alarm messages and peak load operation. The level sensor responsible for this is connected to the control unit with a 10 m cable.

Normal operation of the pumps is ensured by their attached float switches, so no external level control such as submersible ball float switches are required.

The US 75 to 105 ES can be connected to both Easyfix sets. With the reduction socket (accessory), pumps with a 1 1/2" pressure outlet (US 62 to 102 ES and US 73 and 103 ES) can also be connected. The pumps are not included in the scope of supply.

The special float switch for low switching points and the AG3 or AG10 alarm unit can be used with the Easyfix 50 Single (pump accessory).

PERFORMANCE



Specifications can be changed without notice. Performance subject to ISO 9906 tolerances.

The minimum flow velocity in the pressure piping must be 0.7 m/s according to EN 12056. This data is represented in the performance curve as a limit of application.

EASYFIX 50

SUBMERSIBLE DRAINAGE PUMPS

SCOPE OF SUPPLY

Easyfix 50 Single: Guide rail system on base plate, pressure pipe with check valve (completely pre-assembled), guide rail claw, flexible connection and clamps.

Easyfix 50 Duo: 2x guide rail system system on base plate, pressure pipes with check valves (completely pre-assembled), guide rail claws, flexible connection, clamps and control unit (1.5 m cable).

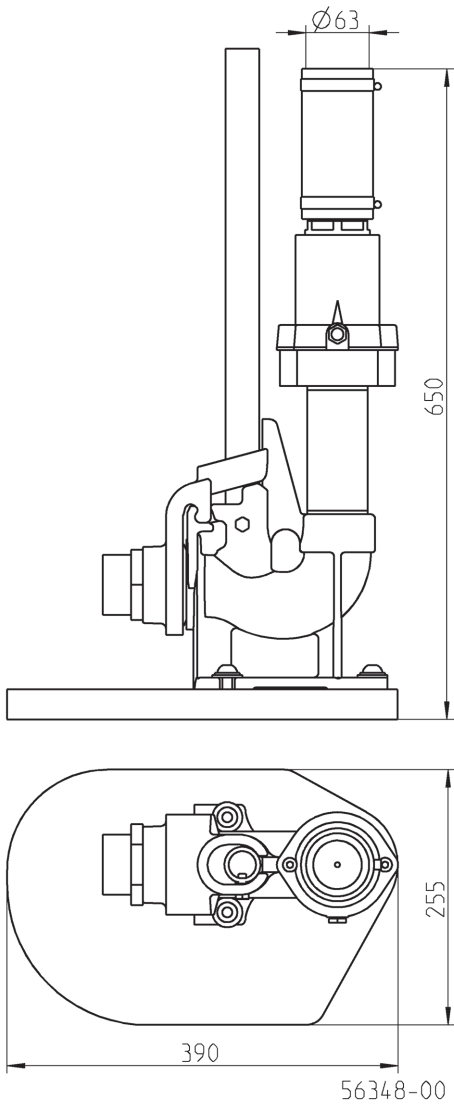
EASYFIX 50

Type	Code No.	Weight
Easyfix 50 Single	JP51001	11 kg
Easyfix 50 Duo	JP51000	23 kg

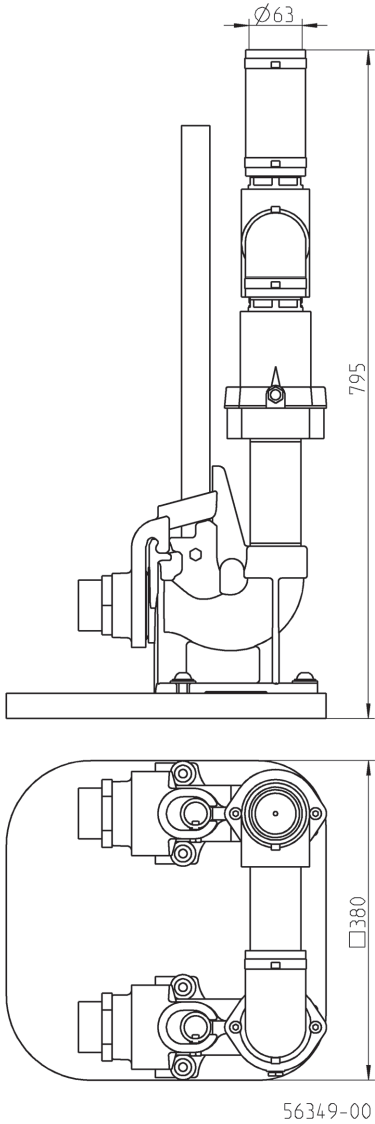
POSSIBLE PUMPS

Easyfix 50	US 62 ES	US 103 ES
US 75 ES	US 102 ES	
US 105 ES	US 73 ES	

Dimensions Easyfix 50 Single (mm)



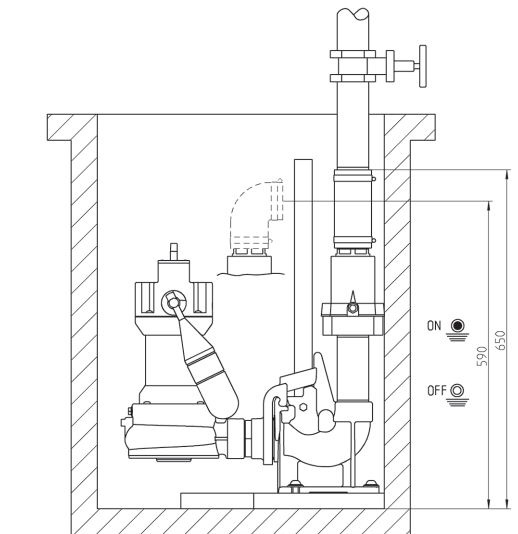
Dimensions Easyfix 32 Duo (mm)



EASYFIX 50

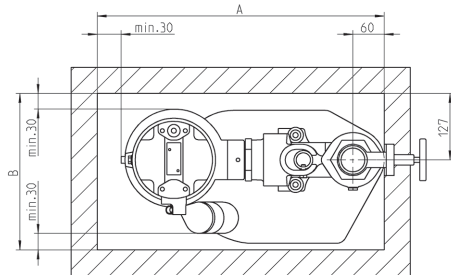
SUBMERSIBLE DRAINAGE PUMPS

Dimensions and switching points Easyfix 32 Single (mm)



	US75 ES	US105 ES	US62 ES	US102 ES	US73 ES	US103 ES
ON	305	335	300	330	300	330
OFF	190	210	185	215	185	215

	US75 ES	US105 ES	US62 ES	US102 ES	US73 ES	US103 ES
ON	220	250	215	245	215	245
OFF	170	190	165	195	165	195

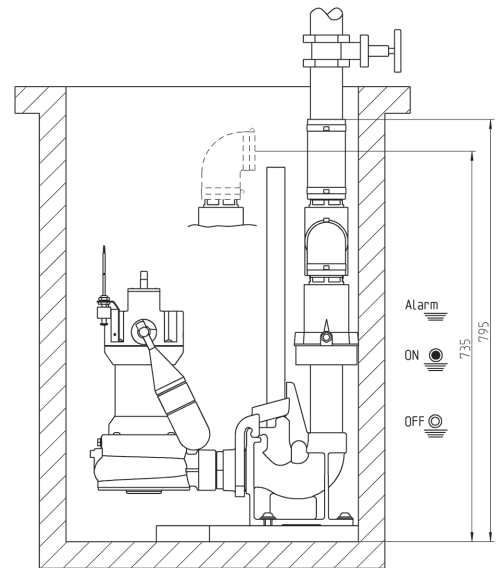


	US75 ES	US105 ES	US62 ES	US102 ES	US73 ES	US103 ES
A min.	550	550	580	580	580	580
B min.	300	300	300	300	300	300
Ø min.	600					

	US75 ES	US105 ES	US62 ES	US102 ES	US73 ES	US103 ES
A min.	550	550	580	580	580	580
B min.	325	325	325	325	325	325
Ø min.	600					

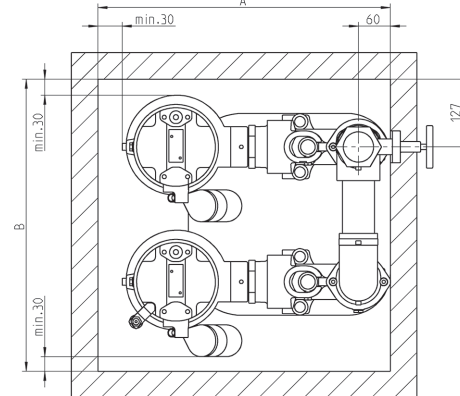
56350-00

Dimensions and switching points Easyfix 50 Duo (mm)



	US75 ES	US105 ES	US62 ES	US102 ES	US73 ES	US103 ES
ON	305	335	300	330	300	330
OFF	190	210	185	215	185	215
Alarm	400	430	395	425	395	425

	US75 ES	US105 ES	US62 ES	US102 ES	US73 ES	US103 ES
ON	220	250	215	245	215	245
OFF	170	190	165	195	165	195
Alarm	400	430	395	425	395	425



	US75 ES	US105 ES	US62 ES	US102 ES	US73 ES	US103 ES
A min.	550	550	580	580	580	580
B min.	550	550	540	540	540	540
Ø min.	650					

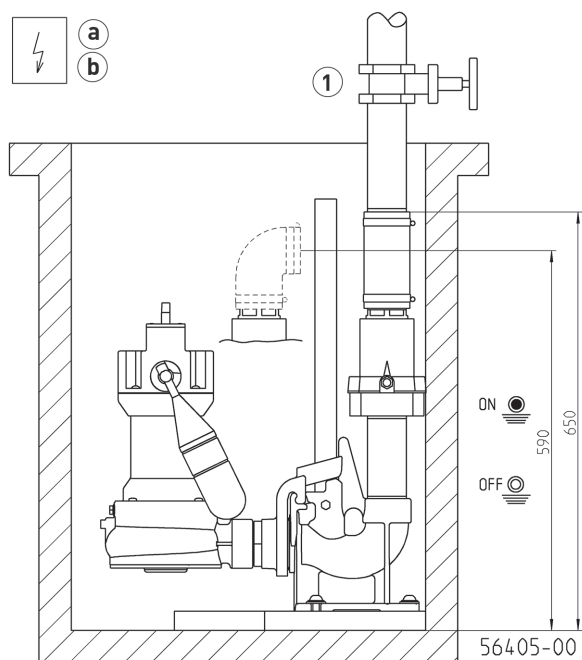
	US75 ES	US105 ES	US62 ES	US102 ES	US73 ES	US103 ES
A min.	550	550	580	580	580	580
B min.	575	575	565	565	565	565
Ø min.	650					

56351-00

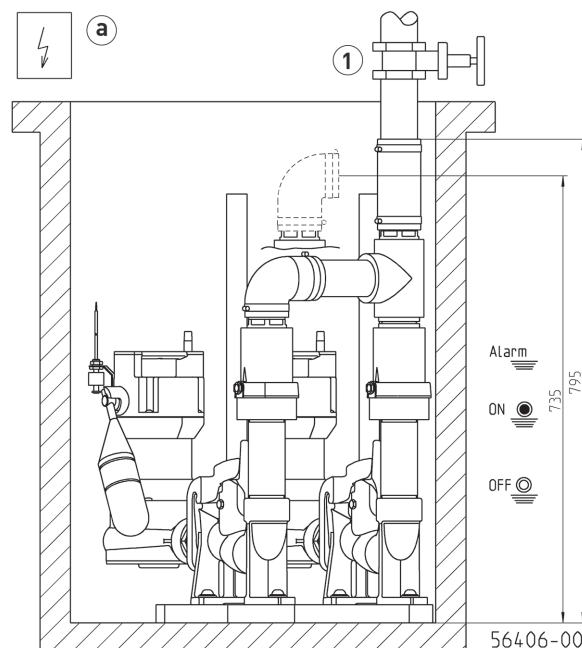
EASYFIX 50

SUBMERSIBLE DRAINAGE PUMPS

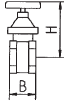
Example of installation Easyfix 50 Duo




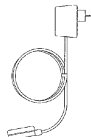
Example of installation Easyfix 50 Duo with special float



MECHANICAL ACCESSORY

				Code No.
	① Stop valve	brass, 2" (DN 50), PN 16	140x70 (HxB)	JP44787
	② Reducing socket	1½"-2" for mounting pumps with 1½" discharge		JP48069
	③ Chain	certified, 2.5 m, 320 kg, 5 rings (EN 818 mod.)		JP45901
		certified, 5.0 m, 320 kg, 8 rings (EN 818 mod.)		JP45902
		certified, 7.5 m, 320 kg, 11 rings (EN 818 mod.)		JP47365
	④ Webbing	with shackle		JP45168
	⑤ Strainer base	10 mm free passage		JP45957

ELECTRICAL ACCESSORY

			Code No.
	① Rechargeable battery	9 V, for mains independent alarm	JP44850
		AG3	subm. ball contact switch, mains dependent, potential-free contact, 3 m cable
		AG10	subm. ball contact switch, mains dependent, potential-free contact, 9.5 m cable