

## HIGHLOGO LC-SETS INCL. OUTDOOR CABINET

### CONTROL UNITS AND COMPONENTS



- HighLogo outdoor cabinet incl. outdoor cabinet Typ A as sets
- Completely pre-assembled
- Time saving during installation
- Large backlit clear text display
- Start-up assistant
- Multilingual

#### DESCRIPTION

The HighLogo LCX and LCSX microprocessor control units have been developed as practical sets with a type A outdoor cabinet for easy installation. The control units monitor and control one or two sewage pumps, depending on the water level, with or without explosion proof.

The operating status of the pump station is shown on a graphic display and additional LEDs. Operation is simple using a multifunction knob and a push-button. The operating hours, switch-on cycles of the pump(s), power consumption, any fault messages and maintenance reminders can be called up in the multilingual menu. An integrated event memory enables additional diagnostics. Faults and flood alarms are shown on the display and signalled by an alarm buzzer and a flashing light and can be forwarded via potential-free contacts. In the event of a power failure, an optional 9V rechargeable battery (accessory) can signal a flood alarm independently of the mains supply.

For pressure drainage systems or sewage pumps in sumps up to Ø 1.5 m, the HighLogo control units are equipped with a back pressure level system as standard. Two integrated pressure switches are connected via air tubes (accessories) to the open pressure bells suspended in the pump sump. This 2-circuit system offers additional safety in the event of flooding. The dry-running protection switch (TLS) available as an accessory, together with the mechanical overcurrent release and runtime monitoring, fulfils the requirements of the ATEX directive for explosion protection (ATEX mode can be selected via the menu).

**Further accessories are available on request.**

# HIGHLOGO LC-SETS INCL. OURDOOR CABINET

## CONTROL UNITS AND COMPONENTS

### SCOPE OF SUPPLY

Plastic outdoor cabinet type A incl. HighLogo control unit ...LCX ...LCSX, flashing light, lock and sealing plug.

### MECHANICAL DATA

HxWxL[mm]	1415 x 316 x 224	Weight	17.5 kg
-----------	------------------	--------	---------

### ELECTRICAL DATA

Pump voltage	3/N/PE~400 V	Input AUX	Yes
Type of enclosure	IP 44	Input level control	digital and analog
Alarm buzzer	Yes	Switch off delay after power outage	Yes
Connection 9V battery	Yes	Event memory	Yes
Connection thermal contact	Yes	Integrated GSM-Modem	optinoal
Connection dry run protection	Yes	Run time monitoring	Yes
Display operation hours/switching cycles	Yes	Max. switching power	4 kW 3x400V
Display amps	Yes	Stop time for pump operation	Yes
Automatic test run	Yes	Start	direct
Digital signal contact	optinoal	Fault contact pot. Free	2 changeover contacts, 5A

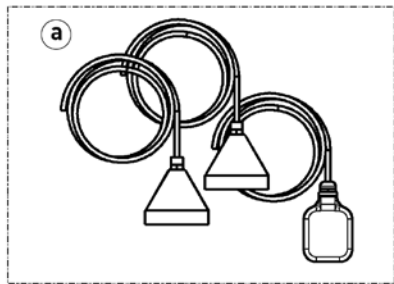
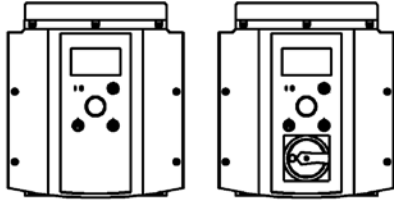
### HIGHLOGO LC-SETS INCL. OURDOOR CABINET

Type	Code No.	Motor protection	Pre-fuse	Automatic alternate operation	Motor protection typ	Peak load operation	Main switch
<b>Single units with pressure switches, without tube set and DRP</b>							
HL 1-25 LCX Set	<b>JP50850</b>	2.4 ... 4 A	16 A	No	Overload rely	No	No
HL 1-46 LCX Set	<b>JP50851</b>	4 ... 6 A	16 A	No	Overload rely	No	No
HL 1-610 LCX Set	<b>JP50852</b>	6 ... 9 A	16 A	No	Overload rely	No	No
<b>Duplex units with pressure switches, without tube set and DRP</b>							
HL 2-25 LCX Set	<b>JP50853</b>	2.5 ... 4 A	16 A	Yes	Motor protection switch	Yes	No
HL 2-46 LCX Set	<b>JP50854</b>	4 ... 6.3 A	20 A	Yes	Motor protection switch	Yes	No
HL 2-610 LCX Set	<b>JP50855</b>	6.3 ... 10 A	25 A	Yes	Motor protection switch	Yes	No
<b>Single units with pressure switches, without tube set and DRP, with main switch</b>							
HL1-25 LCSX_Set	<b>JP50856</b>	2.4 ... 4 A	16 A	No	Overload rely	No	Yes
HL 1-46 LCSX Set	<b>JP50857</b>	4 ... 6 A	16 A	No	Overload rely	No	Yes
HL 1-610 LCSX Set	<b>JP50858</b>	6 ... 9 A	16 A	No	Overload rely	No	Yes
<b>Duplex units with pressure switches, without tube set and DRP, with main switch</b>							
HL 2-25 LCSX Set	<b>JP50859</b>	2.5 ... 4 A	16 A	Yes	Motor protection switch	Yes	Yes
HL 2-46 LCSX Set	<b>JP50860</b>	4 ... 6.3 A	20 A	Yes	Motor protection switch	Yes	Yes
HL 2-610 LCSX Set	<b>JP50861</b>	6.3 ... 10 A	25 A	Yes	Motor protection switch	Yes	Yes





# HIGHLOGO LC-SETS INCL. OURDOOR CABINET

## CONTROL UNITS AND COMPONENTS

### Equipment HighLogo LCS/LCSX



### ELECTRICAL ACCESSORY

			Code No.
	<b>a</b> <b>Tube set</b>	10 m, DRP pressure switch and tube set	<b>JP48301</b>
		15 m, DRP pressure switch and tube set	<b>JP48302</b>
		20 m, DRP pressure switch and tube set	<b>JP48303</b>
	<b>b</b> <b>Level control</b> Weight	to stabilize the subm. ball contact switch	<b>JP44803</b>
	<b>c</b> <b>Rechargeable battery</b>	9 V, for mains independent alarm	<b>JP44850</b>
	<b>d</b> <b>Retrofittable accessory</b>		
	CEE-Stecker 16 A	1.5 m cable	<b>JP50816</b>
	CEE-Plug 32 A	1.5 m cable	<b>JP50817</b>
	Modem GSM for HighLogo	retrofit unit incl. GSM antenna	<b>JP50444</b>
	Battery 12V with housing	retrofit unit for independent modem operation	<b>JP50635</b>