

# PKS-D 1000 PRESSURE PIPE END SUMP

STATIONS DE POMPAGE EN PLASTIQUE POUR POMPES D'ASSAINISSEMENT

- Réduit la formation d'odeurs
- Résistant à la corrosion
- Auftriebssicher und grundwasserdicht
- Carrossable cl. D 400
- Canal conforme à la norme DWA A157 (Association fédérale allemande pour l'eau, les eaux usées et les déchets)
- Conformément à la norme EN 13598-2



## DESCRIPTION

The buoyancy-proof accessible and practicable sump consists of single modular segments and is used as a transfer chamber between pressure pipes and gravity sewers as specified by DWA A 157. The pressure pipe enters the chamber below the water level. This plastic chamber fulfils the corrosion resistance required by DWA A 157. Taking up the (up to 80 DN) pressure pipe into the transfer chamber below the water level discourages the formation, agitation and emission of H<sub>2</sub>S from the pressure pipe and thus reduces odour.

It is suitable for use in areas with motor vehicle traffic (DIN EN 124 group 4). The pump chamber PKS-D 1000-DLE can be installed on firm undisturbed soil without the need for any concrete work. The modular construction enables simple transport and relocation.

The buoyancy proof plastic sump of high grade polypropylen (PP), corresponds to EN 13598-2. with a connection piece for inlet and a connection piece for discharge. The installation depth without cover is 1.22 m. Through the application of additional sump extensions (see accessory), the installation depth can be extended up to max. 5.72 m and therefore guarantees the necessary standing height of two meters.

## Installation note

The plastic chamber PKS-D 1000-DLE is manufactured from the environmentally compatible material polypropylen (PP). This material features several benefits, for one it is characterised by a high chemical stability, e. g. against hydrosulphide. Another benefit is the self-cleaning effect due to the smooth surface of the material PP. All these benefits ensure long-term quality and reduce the cost for maintenance or even redevelopment. Due to the modular system the chamber is completed through the single segments and can be very easily installed on site. The relatively low weight of the single segments, PP weighs 90% less than concrete, makes heavy machinery unnecessary.

The PKS-D 1000-DLE complies in all constructional characteristics with the DWA A157 (buildings of sewer systems) as well as the DWA M154 (odour emission of drainage systems). These recommend a turbulence free inlet of waste water into the pressure pipe end sump which delivers the waste water into the sewerage. The particular formation of the chamber floor (top of pressure pipe = floor level of continuative channel) counteracts often occurring odour problems and corrosion defects in transfer chambers. The PKS-D 1000-DLE is buoyancy-proof and tight against ground water up to an installation depth of 4 m and therefore also suitable for water protection areas.

# PKS-D 1000 PRESSURE PIPE END SUMP

STATIONS DE POMPAGE EN PLASTIQUE POUR POMPES D'ASSAINISSEMENT

## LIVRAISON

Plastic chamber in modular segments consisting of chamber floor with DLE flume and 1 connection piece DN 100 for inlet and 1 connection piece DN 200 for discharge, cone with ladder and one access gate Ø 610 mm and one concrete supporting ring

(120 kg) for seating of the chamber cover (accessory). The sealing of the segments is performed by DN 1000 sealing element.

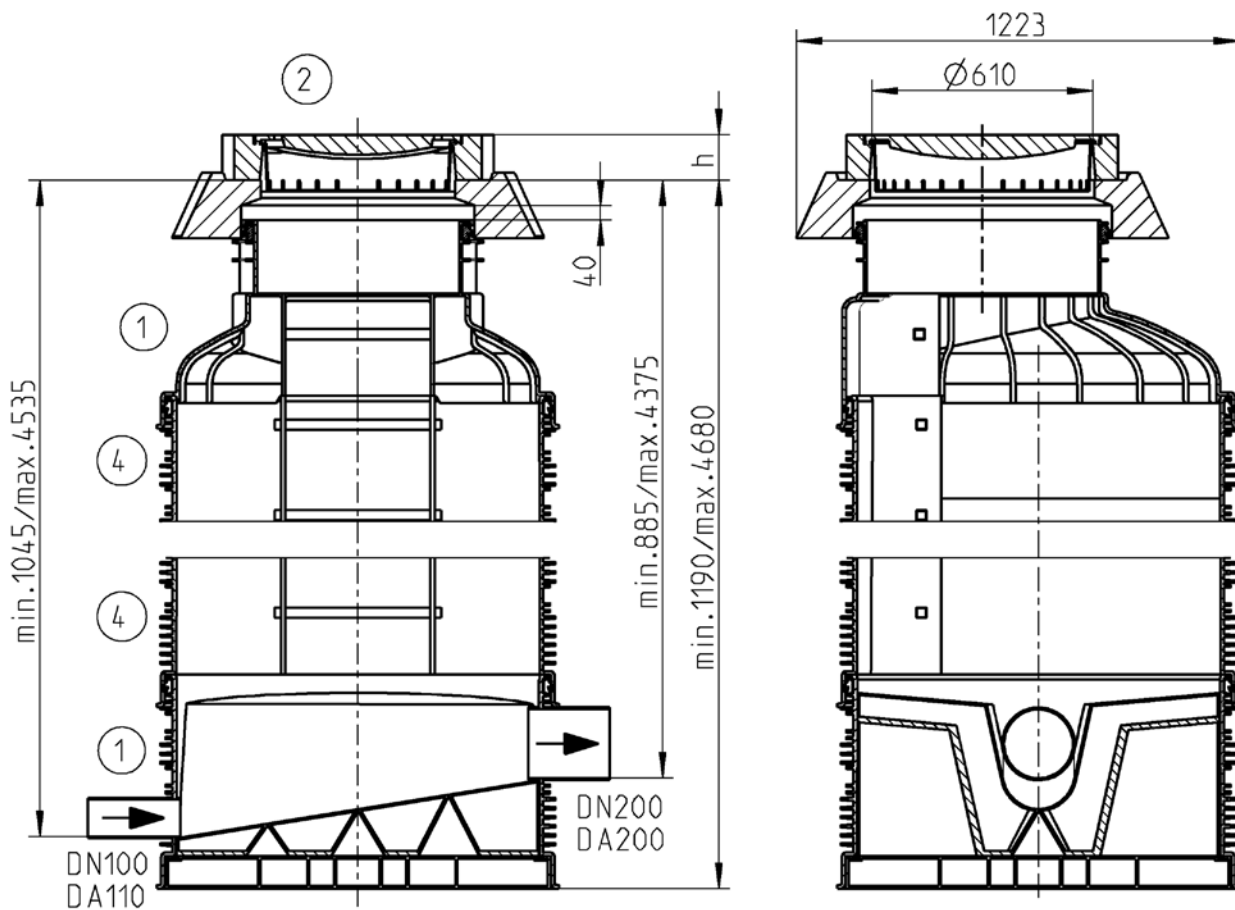
## DONNÉES MÉCANIQUES

Poids	215 kg
-------	--------

## PKS-D 1000 PRESSURE PIPE END SUMP

Type	Art.-Nr.
PKS-D 1000-DLE	JP44367

## PKS-D 1000-DLE

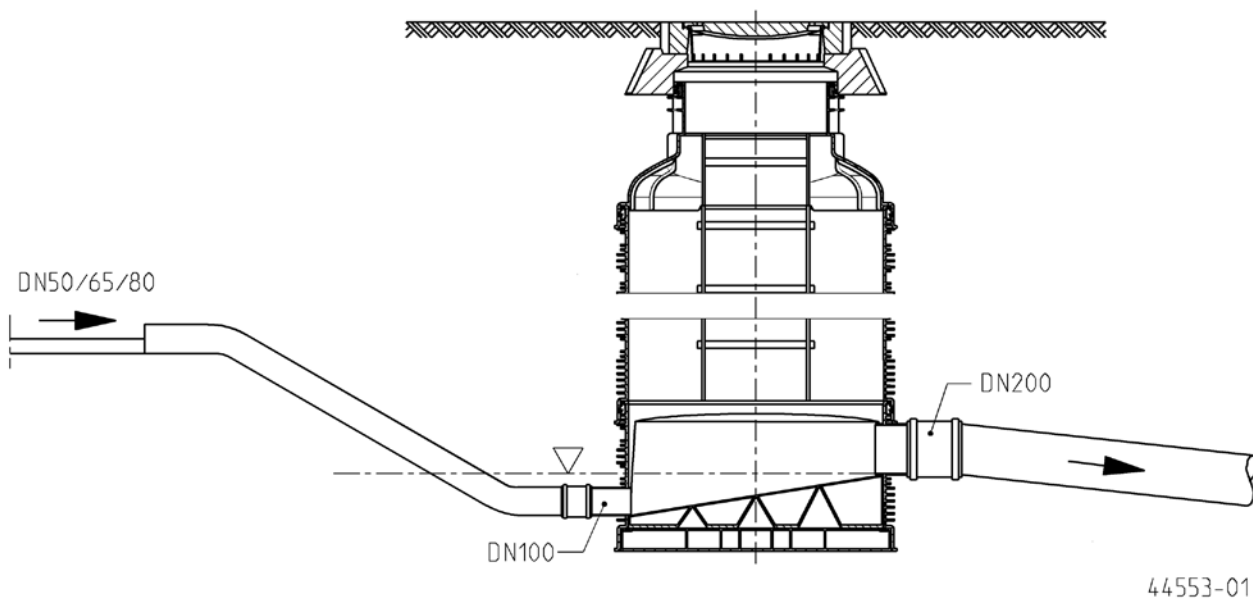


44469-01


# PKS-D 1000 PRESSURE PIPE END SUMP

STATIONS DE POMPAGE EN PLASTIQUE POUR POMPES D'ASSAINISSEMENT

## Example of installation



## ACCESSOIRES DE L'ARBRE

					Art.-Nr.
	② <b>Recouvrement</b>				
	avec aération et panier de rete-	Ø 610 Cl. B 125	112 kg		JP44973
	nue				
	avec aération et panier de rete-	Ø 610 Cl. D 400	197 kg		JP29035
	nue				
③ <b>Crosse</b>					
Crosse, barre de maintien					JP44610
Crosse, guide					JP44611
④ <b>Rehausse</b>					
		Échelons	Steiggang	16,6 kg	JP44403
⑤ <b>Lubrifiant</b>					
Tube 1 kg (suffisant pour 2 joints)					JP44605
3 kg seau					JP44606