

SIMER 6 UTILITY PUMP

- Removes water down to a level of 2 mm
- Robust cast aluminium housing
- Simer 6S with integrated water level sensor
- Integrated reflux valve
- Starts at a water level of just 5 mm
- Motor jacked cooling
- Replaceable cable inlet



DESCRIPTION

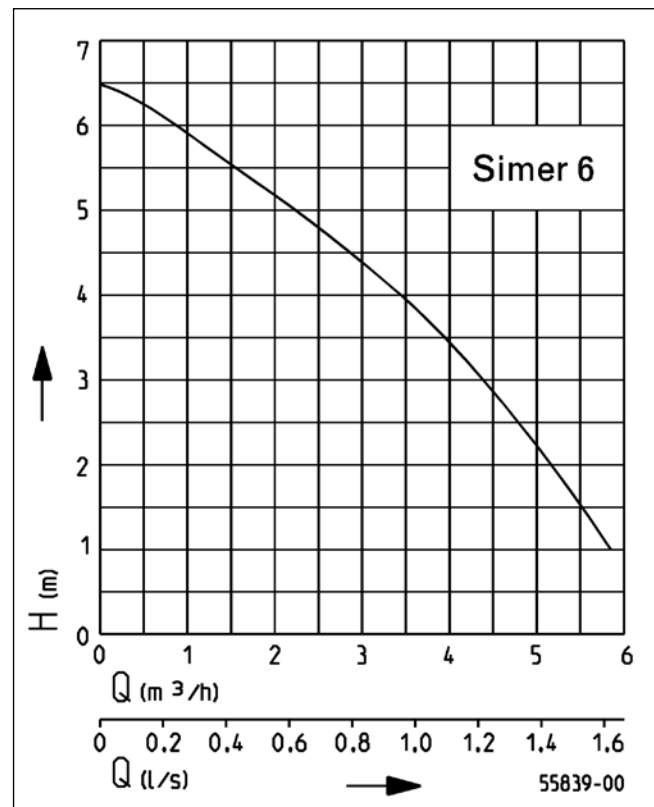
The Simer 6 and Simer 6S are robust utility pumps for draining cellars, flat roofs, excavations or swimming pools. It can also be used to remove drainage from building sites such as core-hole drilling and concrete cutting. The Simer pump works quickly and efficiently, leaving a residual water level of just 2 mm, while starting to pump at a water level of just 5 mm.

The strainer is easy to remove and reliably protects the hydraulic system from solids. The stepped hose socket makes it possible to connect different hose diameters.

However, connecting Simer pumps permanently to buildings' drainage systems or using it to protect against back-flow is not permitted. Please refer to our U3 to U6 range of pumps for these types of application.

The Simer 6S has an integrated electrical water level sensor. The switch-on level here is approx. 7 mm. Low-level water can be removed automatically and immediately. Depending on the automatic run-on time, the residual water level is reduced to up to 2 mm.

PERFORMANCE



Type	Delivery head H [m]	1	2	3	4	5	6
Simer 6/6S	Flow rate Q [m³/h]	5.8	5.2	4.4	3.5	2.2	0.9

Specifications can be changed without notice. Performance subject to ISO 9906 tolerances.

SIMER 6

UTILITY PUMP

SCOPE OF SUPPLY

Pumps with hose connector with 1/2"/3/4"/1" (13/19/25 mm), integrated reflux valve, cable and plug.

Simer 6S integrated water level sensor.

MECHANICAL DATA

Pump	Vertical single-stage	Run dry protection	Yes
Free passage	2 mm	Shaft	Stainless steel
Bearing	Ball bearings, grease-lubricated	Impeller	Vortex impeller, GFK
Seal on motor side	Rotary shaft seal	Motor housing	Aluminum
Oil chamber	Yes	Pump housing	GRP
Seal on medium side	Mechanical seal	Submersible	Yes
		Pressure outlet	1 1/4"

ELECTRICAL DATA

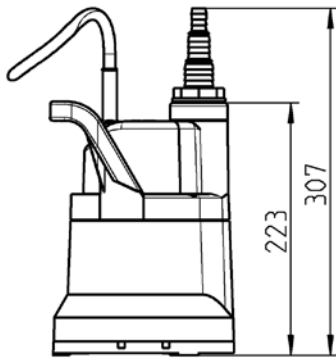
Voltage	1/N/PE-230 V	Type of enclosure	IP 68
Motor rating P1	240 W	Insulation class	F
Current	1 A	Winding thermostat	Yes
Power line	10m H07RN8-F	Motor protection	Integrated
Wires	3G1,0	Plug	Safety

SIMER 6

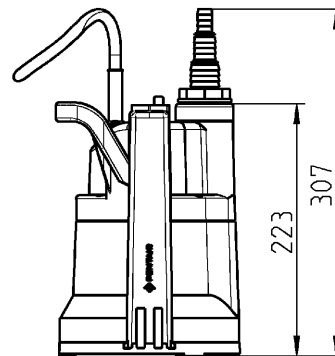
Type	Code No.	Circuit	Weight
Simer 6	OD6601G-06	without water level sensor	5.2 kg
Simer 6S	OD6601G-06-S	with water level sensor	5.3 kg

Dimensions

Dimensions Simer 6S with water level sensor



55837-00





55838-00

SIMER 6

UTILITY PUMP

MECHANICAL ACCESSORY

			Code No.
	① Hose coupling		
	Hose coupling	1¼" (DN 32) brass, for transportable use	JP00327
	Pressure hose	15 m, synthetic, Ø 25 mm	JP50830